


PVC TUBULAR "P" TRAP

- 77-01000 1½" and 1¼" with adapter, nuts and washers
77-01125 1¼" with adapter, nuts and washers



PVC TUBULAR "S" TRAP

- 77-02000 1½" and 1½" with adapter, nuts and washers
77-02004 1½" floor bend




PVC TUBULAR "J" BEND

- 77-03000 1½" and 1¼" with nuts and washers



PVC TUBULAR WASTE BEND

- 77-04008 1½" x 8"
77-04012 1½" x 12"
77-04018 1½" x 18"
77-04024 1½" x 24"



PVC TUBULAR TAILPIECE

- 77-05008 1½" x 8"
77-05012 1½" x 12"




PVC TUBULAR EXTENTION TUBE

- 77-06008 1½" x 8"
77-06012 1½" x 12"




PVC TRAP EXTENTION TUBE

- 77-07008 1½" x 8"
77-07012 1½" x 12"




PVC CENTER OUTLET WASTE

- 1½" x 16"
77-08000 direct connection
77-08005 slip joint connection with nuts and washers




PVC END OUTLET WASTE

- 77-09000 direct connection
77-09005 slip joint connection with nuts and washers



PVC THREE WAY SLIP TEE

- "SAE" TEE
77-10000 1-1/2"




PVC DOUBLE SLIP 90° ELL

- "SBE" 90° ELL
77-11000 1-1/2"



PVC DOUBLE SLIP 45° ELL

- "SBE" 45° ELL
77-12000 1-1/2"




PVC DOUBLE SLIP COUPLING

- "SBE" COUPLING
77-13000 1-1/2"



PVC SLIP "T" AND TAILPIECE

- 77-14000 1-1/2"




PVC TWIN ELL AND TAILPIECE

- 77-15000 1-1/2"



PVC QUICK HOOK UP WASTE BEND

- 77-16008 1-1/2" x 8"
77-16012 1-1/2" x 12"
77-16024 1-1/2" x 24"



PVC DISHWASHER TAILPIECE

- 77-17050 1-1/2" x 8" x ½" end
77-17075 1-1/2" x 8" x ¾" end



PVC SLIP NUT

- 77-181313 1-1/4" x 1-1/4"
77-181513 1-1/2" x 1-1/4"
77-181515 1-1/2" x 1-1/2"

2 PIECE REPAIR SLIP NUT
Replaces standard nuts without disassembly such as captured kitchen wastes, sweated on floor/wall tubes and bath tub waste and overflow.



PVC TRAP ADAPTER WITH SLIP NUT

- 77-191515 1-1/2" slip x 1-1/2" ips




PVC OFFSET

- 77-24150 1-1/2"



1-1/2" PVC MOLDED TAILPIECE TIP

- 77-22000



1-1/2" PVC ADJUSTABLE SINK TRAP

- 77-42000



1-1/2" PVC SWIVEL L/A TRAP

- 77-44000



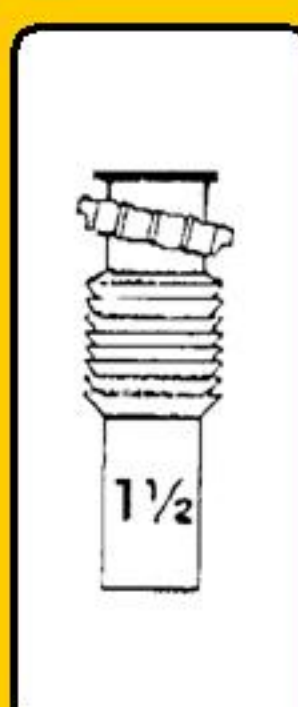
1-1/2" PVC QUICK REPLACEMENT TRAP

- 77-46000

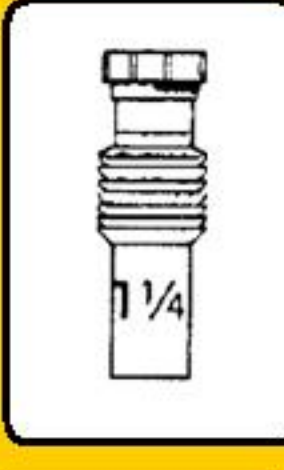


STAY FLEX FLEXIBLE TUBULAR- HEAVY DUTY FLEXIBLE CONNECTORS

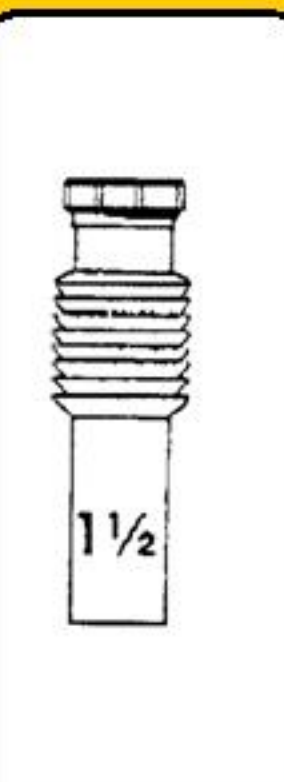
- Instant Hook Ups * Holds Flex & Offsets up to 2" * Holds Flex
- Works with any system: Plastic * Chrome * Brass
- No Drain Cleaner, Freezing or Corrosion Problems
- Made of Polypropylene
- Self Flushing Corrugation Design Eliminates Clogging Problems



- 77-28000 1½" Stay Flex Flexible Tailpiece Heavy Duty
Connects directly to basket strainer assemblies. Extends from 5 ½" to over 11".
71-02000 1½" Flexa Drain Tailpiece



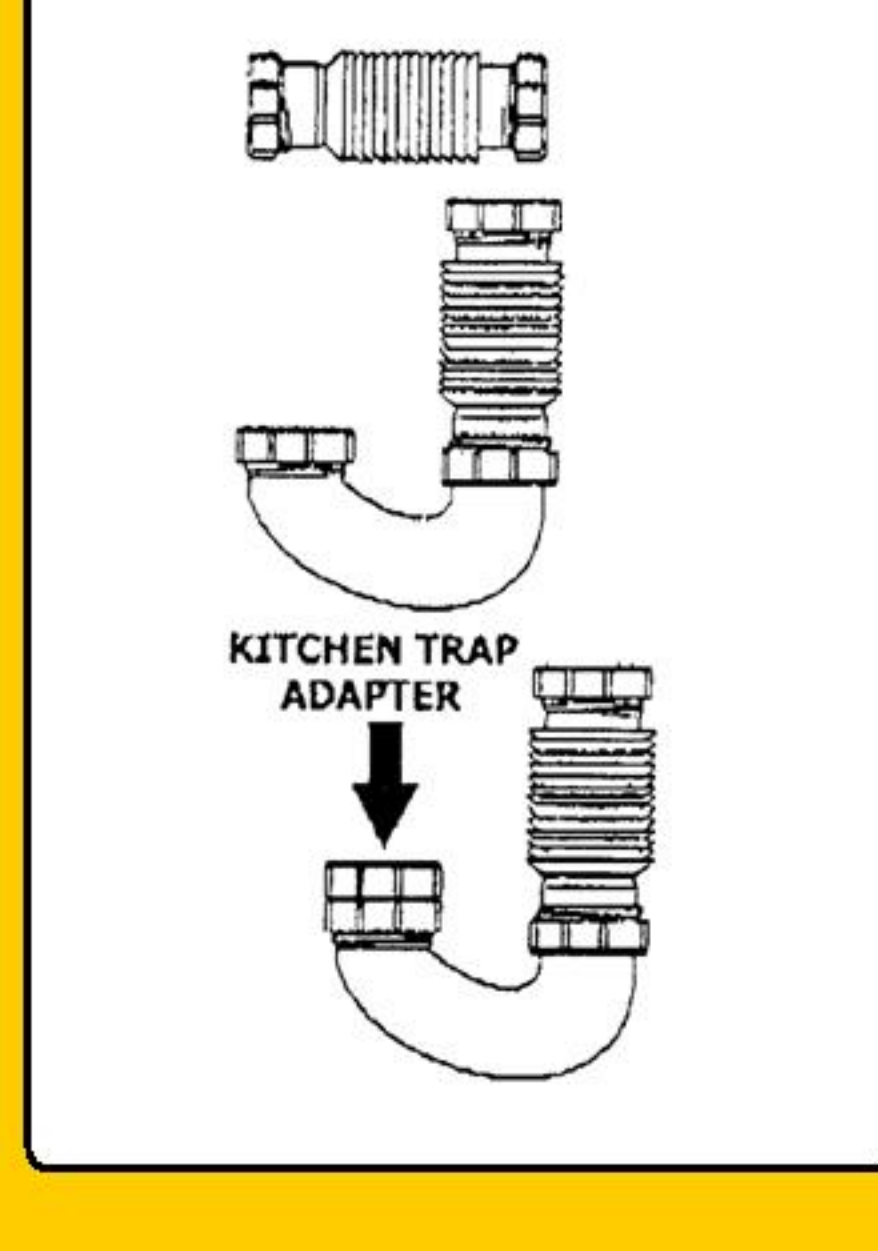
- 77-30125 1¼" Stay Flex Flexible Trap Extension Tailpiece Heavy Duty
Connects to 1¼" metal or plastic tailpiece. Extends from 4½" to over 7¾".
71-03125 1¼" Flexa Drain Extension



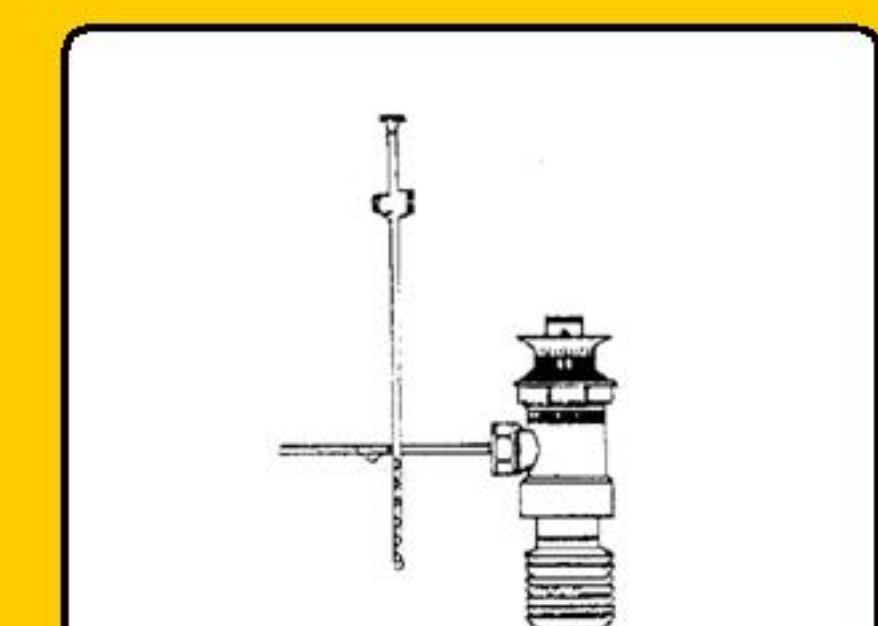
- 77-30150 1½" Stay Flex Flexible Trap Extension Tailpiece Heavy Duty
Connects to 1½" metal or plastic tailpiece. Extends from 5½" to over 11".
77-03150 1½" Flexa Trap Extension



- 77-32000 1¼" and 1½" Stay Flex Flexible Universal Double Slip Cplg Heavy Duty
Connects to all drain systems. Extends from 3½" to over 7" to make offsets up to 2½".
Will bend to 90°
71-11000 1½" Flexa Coupling



- 77-34000 1¼" and 1½" Stay Flex Flexible J-Bend Heavy Duty
Connects to kitchen or bath drain systems. J-Bend neck extends from 3½" to over 6".
71-10000 1½" Flexa J Bend



- 77-38000 1¼" Stay Flex Flexible Pop-Up Drain Assembly Heavy Duty
Connects to all 1 ¼" conventional metal or plastic drain systems, extends from 4½" to over 7¾".

